

KNC-PLC-KB6 - Expansion Board Series



FEATURES

- **Add-on Module for K6 PLC CPU**
- **KB6-CAN: 1 CAN Bus Interface**
- **Two Serial Communication Ports**
 - **KB6-2COM: 1 RS232 (Port0)**
 - **KB6-2COM: 1 RS485 (Port3)**
- **KB6-4DI: 4 Direct Inputs**
- **KB6-4DO: 4 Direct Outputs**

Note: (Remove cover of K6 PLC unit to insert BD expansion board into the slot.)



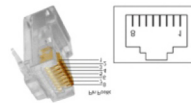
WIRING DIAGRAM

KB6-CAN

CAN2 (Located in RJ45 port)



	PIN	Describe
CAN2	1	CAN_H
	2	CAN_L
	3	CAN_GND



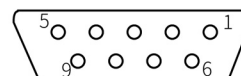
RJ45

KB6-2COM

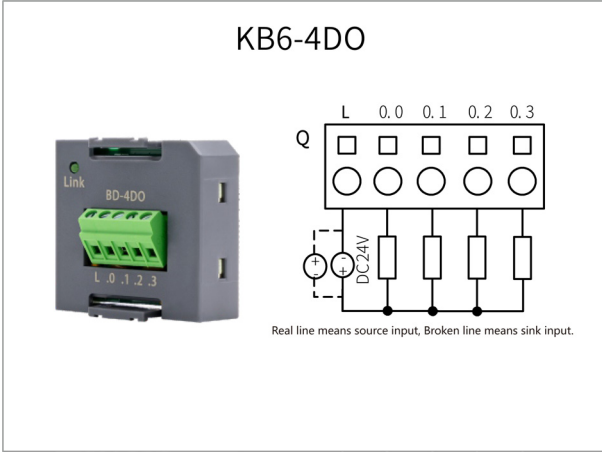
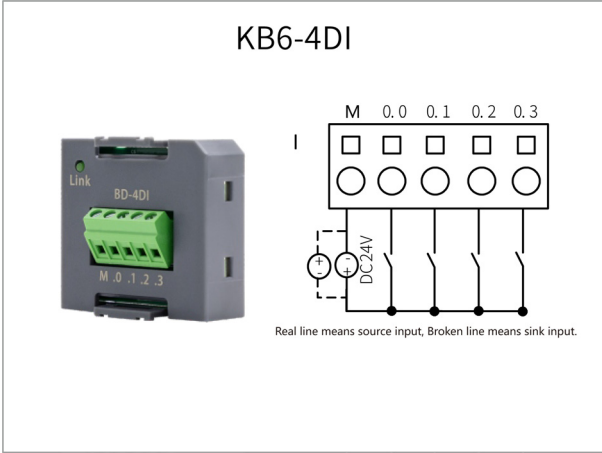


	No.	Definition	Describe
PORT0 (RS232)	2	RXD	RXD
	3	TXD	Signalling
	5	GND	GND
PORT3 (RS485)	1	B	RS485-
	6	A	RS485+

PORT0/PORT3



L011972



L011972